

Step Light 2102

3"x 4" portrait orientation
Recessed step or pathway light

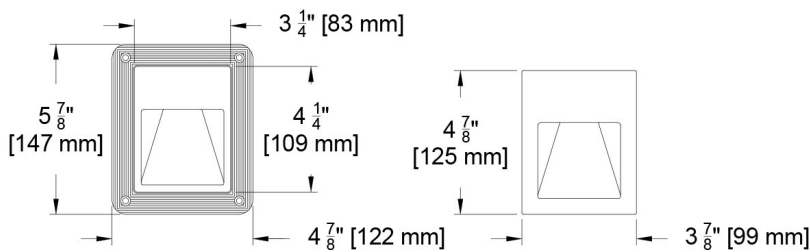

Your path forward is important and Specialty is here to help guide your steps. Our fully dimmable solid state pathway or step light is intended for low level illumination in residential, institutional, commercial or theater applications. The 2102 light is wet location rated for recessed applications in cement, stone or drywall.

PROJECT:

TYPE:

SPECIFIER:

DATE:



Key Points (2102)

Trim/Housing

- Flanged or Flangeless installation
- Milled aluminum Housing
- IP54 Wet Location

Source/Optics

- 4w LED array.
- Up to 62 delivered lumens
- <2 MacAdam Steps (<2SDCM)
- 90 + CRI
- Integral, flat, veiling acrylic lens
- 2700K, 3000K, 3500K, 4000K

Driver

- 120 Volt, 60 Hz

Labels

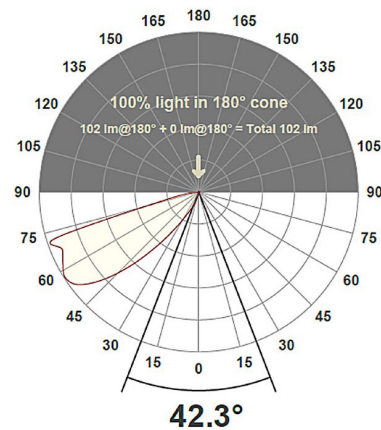
- US, US tested to UL standards 1598, Wet location

Trim Finish

- 2 color options + Custom color, RAL or wood available

SW-2102 Step Light					
Source	CCT	System watts (W)	Delivered Lumens (Lm)	Lumens/Watt	Peak (cd)
Specialty A4	2700	4	57	14	74.9
Specialty A4	3000	4	61	15	80.2

Measurements based on 3000K CCT








Step Light 2102

3"x 4" portrait orientation
Recessed step or pathway light

Ordering Codes

PROJECT: _____ SPECIFIER: _____
DATE: _____ TYPE: _____ QUANTITY: _____

Ordering Code Example: 2102-F-A4-27-V4-B

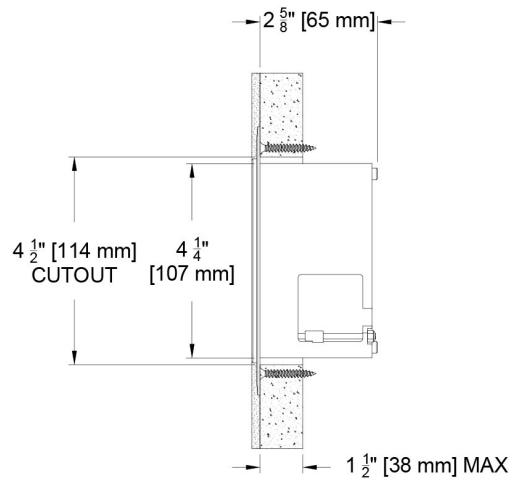
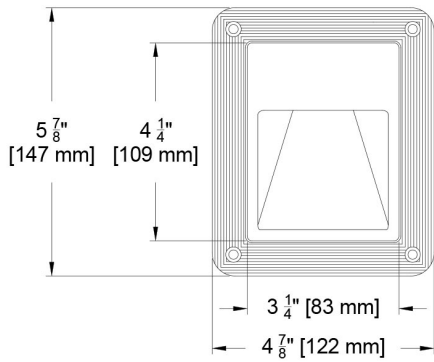
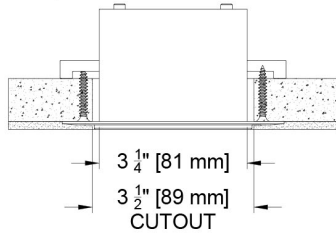
2102						
FIXTURE	TRIM	MOUNTING	SOURCE / WATTS	CCT	DRIVER / CONTROL	TRIM FINISH
Step Light 2102	<p>F Flanged Trim</p> <p>Z Flangeless Trim</p>	<p>Flanged Housings</p> <p>FH Flanged Housing</p> <p>Flangeless Housings</p> <p>PH Plaster Housing</p> <p>PM Panel Mount*</p> <p>CM Concrete Mount</p> <p>*Usually used with Wood Finish option</p>	<p>AC4 4W 102Lm 90+CRI, 60+R9 AC LED - Specialty Array</p>	<p>30 3000K</p> <p>27 2700K</p> <p>35 3500K</p>	<p>V4 10.0%, (120-120V) 120v line voltage driver</p> <p>C24 UNV (120-277V) C24/C1 *24V Constant Voltage</p> <p>TR2 TruPhase™ 0.1%, (120-120V) log Up to 20W Forward and Reverse compatible Phase Dimming Static White & Ambient Dim only</p>	<p>W White Paint</p>  <p>B Black Paint</p>  <p>PXX Specialty Paint Color*</p>  <p>C Custom/RAL Color*</p>  <p>D Wood**</p>  <p>*Refer to Specialty Finish Guide **Refer to Specialty Wood Trim Guide</p> <p>FINISH GUIDE LINK</p> <p>WOOD TRIM GUIDE</p>

Wall Cutouts & Dimensions

Step Light

Plaster Mount (PH)

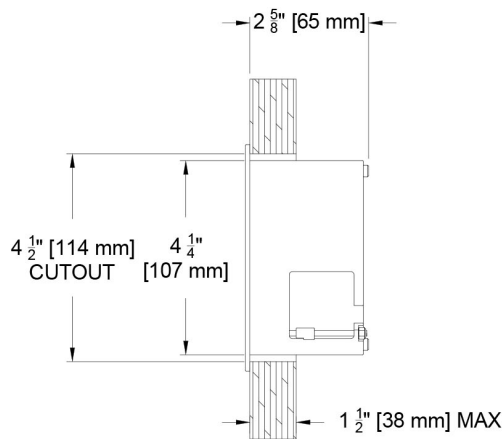
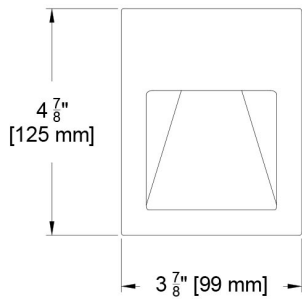
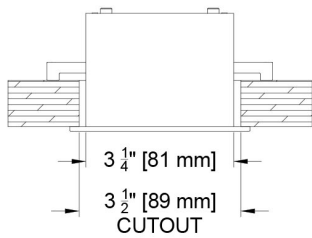
(2102-Z-PH-)



Step Light

Flange Mount (FH)

(2102-F-FH-)

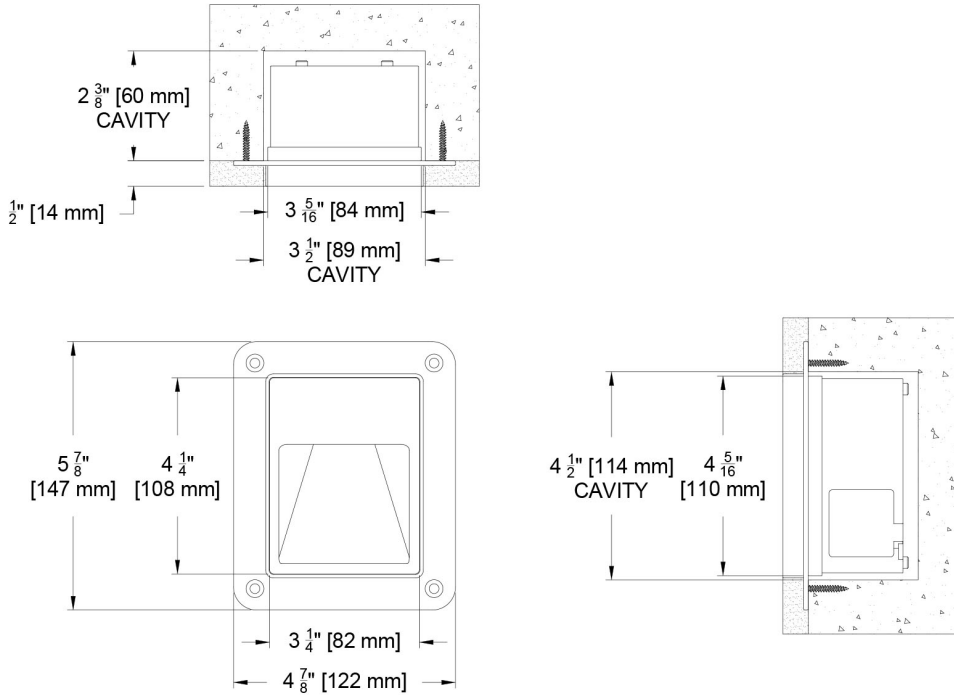


Wall Cutouts & Dimensions

Step Light

FlangelessTrim (Z) for Concrete Mount

(2102-Z-CM-)



Step Light

FlangelessTrim (Z) for Wood Panel Mount

(2102-Z-PM-)

